



# **APHC March Spring Celebration Pattern Book**

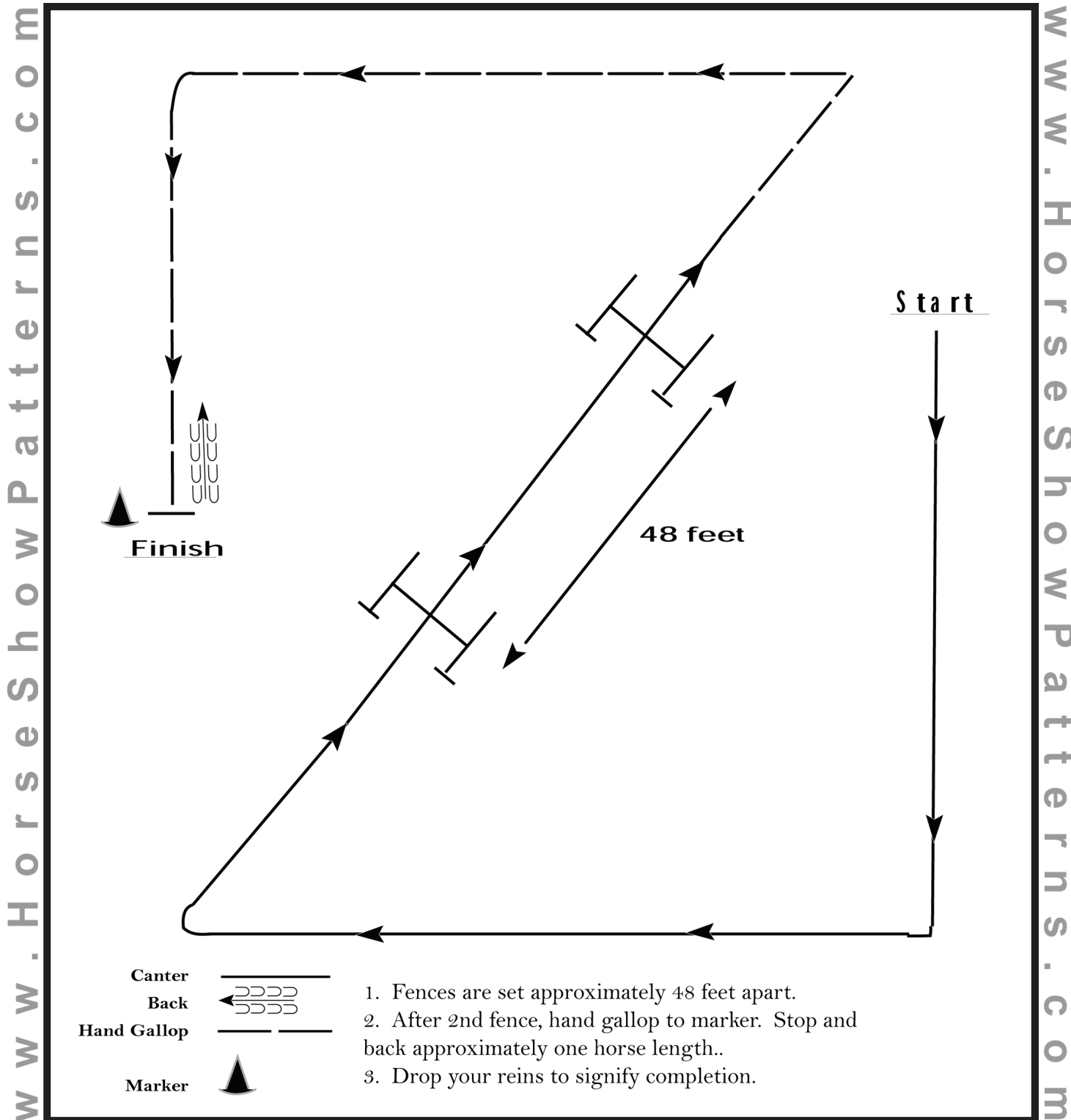
**March 13-15, 2020**

- 101. All Breed
- 102. Youth 13 & Under
- 103. Youth 14-18
- 104. Novice Amateur
- 105. Amateur All Ages
- 106. Open

# APHC March Spring Celebration - show #1 & show #2 Hunter Hack (all classes)



*Show Date: March 13 & March 15, 2020*



[HH/48-14]

**Pattern Provided by:**  
*Show Management*

- 134. All Breed
- 135. Youth 5-10
- 136. Youth 11-18
- 137. Amateur
- 138. Pinto Amateur

# APHC March Spring Celebration

## - show #1

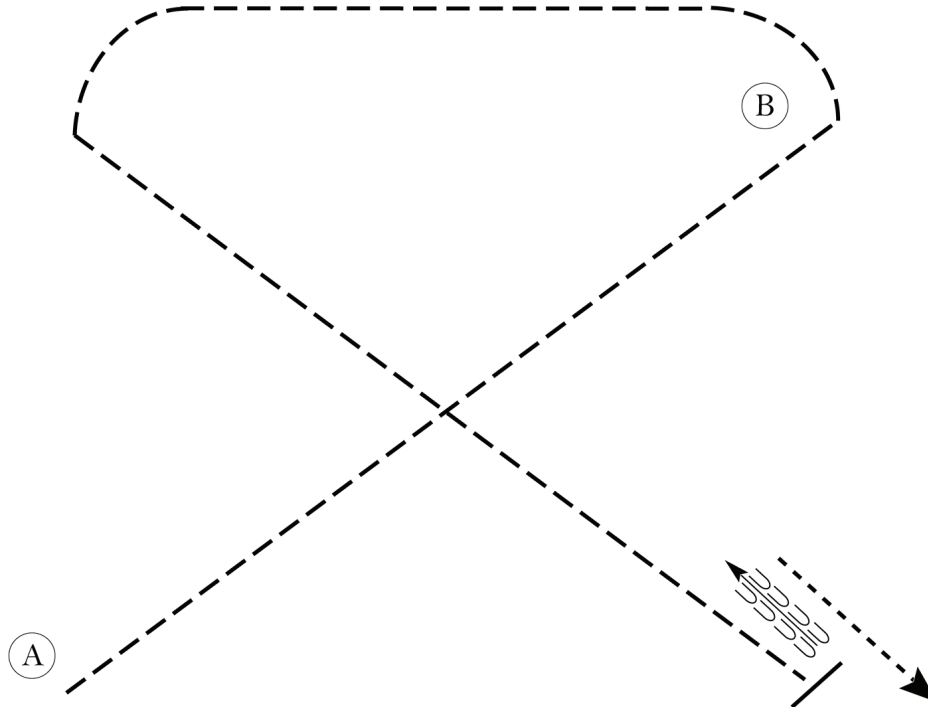
### Hunt Seat Eq. (all Walk / Trot)

Show Date: March 13, 2020



www.HorseShowPatterns.com

www.HorseShowPatterns.com



Be ready at A.

1. Sitting trot halfway to B.
2. Posting trot on the right diagonal to and around B.
3. Continue to trot on the right diagonal in a straight line and round the left side of arena.
4. After rounding the corner, change diagonals and post on the left diagonal across the arena toward the stop.
5. Halt when even with A and back approximately one horse length.
6. Demonstrate a walk for at least two horse lengths away from pattern.

Walk	-----
Trot	- - - - -
Extended Trot	— — — — —
Canter	— — — — —
Leg Yield	
Lead Change	— — — — —
Back	← ← ← ← ←
Marker	Ⓚ
Sidepass	← — — — —
Hand Gallop	— — — — —

Follow the instructions of your ring steward.

[HSE/WT-61]

**Pattern Provided by:**  
**Show Management**

# APHC March Spring Celebration

## - show #1

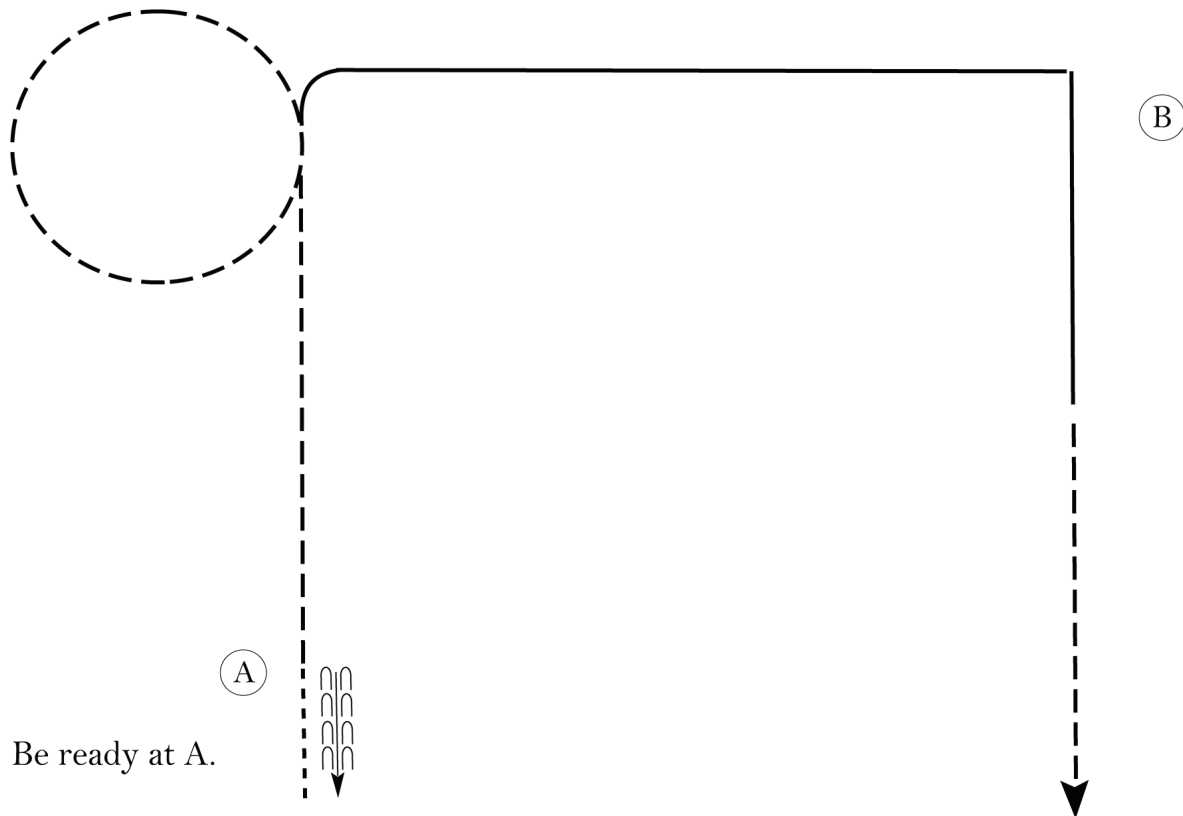
Hunt Seat Eq. (All Breed--all SPB--all Novice--13 & und.)

Show Date: March 13, 2020



www.HorseShowPatterns.com

www.HorseShowPatterns.com



1. When acknowledged, back approximately one horse length.
2. Walk to A.
3. Trot on the left diagonal until even with B.
4. Change diagonals when even with B and trot a circle to the left.
5. Close the circle and pick up the right lead canter to B.
6. Continue to canter on the right lead half the distance to A as shown.
7. Sitting trot until past A. Pattern is over once you have passed A.

Walk	-----
Trot	- - - - -
Extended Trot	— — — — —
Canter	— — — — —
Leg Yield	
Lead Change	— / —
Back	← ← ← ← ←
Marker	(B)
Sidepass	← — — — — →
Hand Gallop	— — — — —

Follow the instructions of your ring steward.

- 139. All Breed
- 140. SPB Youth 18 & Under
- 141. Novice Youth
- 142. Pinto Novice Youth
- 143. SPB Amateur All Ages
- 144. Pinto Amateur SPB
- 145. Novice Amateur
- 146. Pinto Novice Amateur
- 147. Youth 13 & Under

[HSE/2-65]

Pattern Provided by:  
*Show Management*

©2020 HorseShowPatterns.com. All Rights Reserved.

- 148. Youth 18 & Under
- 149. Pinto Youth 18 & Under
- 150. Amateur All Ages
- 151. Pinto Amateur All Ages
- 152. Amateur Masters

# APHC March Spring Celebration - show #1

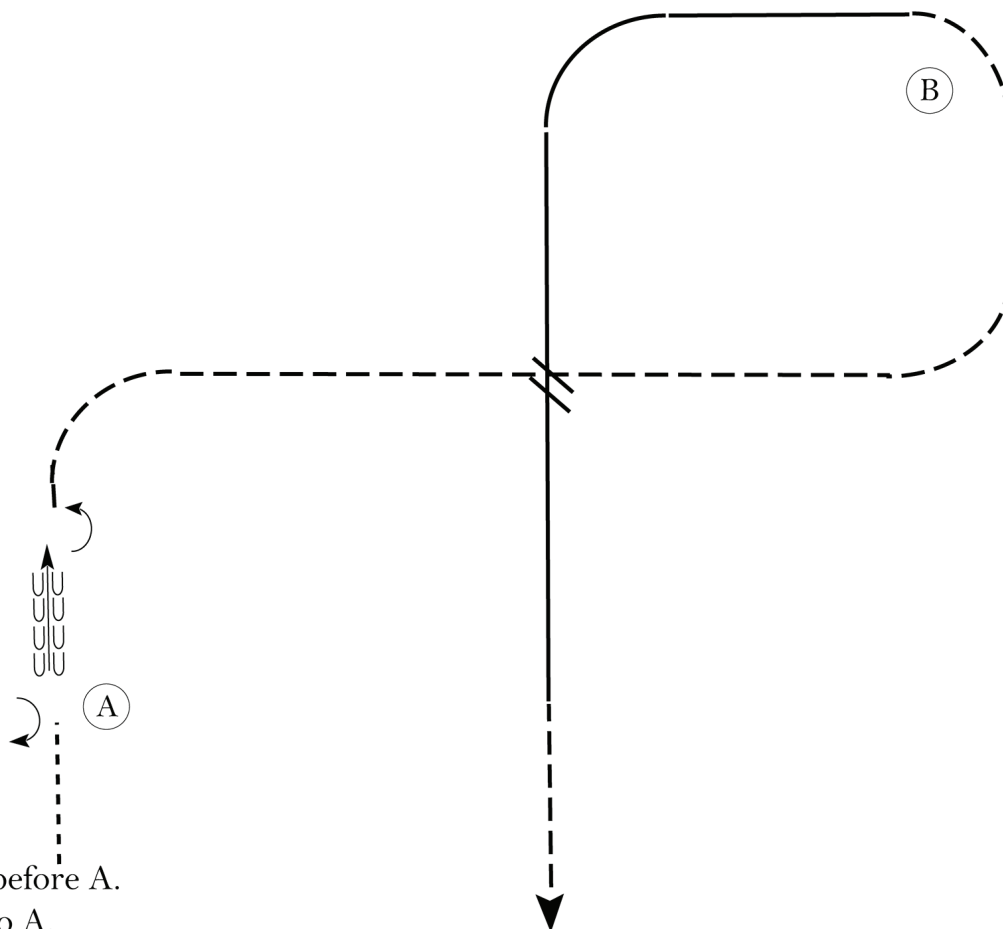
## Hunt Seat Eq. (18 & under / Amateur / Masters Am.)

Show Date: March 13, 2020



www.HorseShowPatterns.com

www.HorseShowPatterns.com



Be ready before A.

1. Walk to A.
2. Perform a 180 degree turn on the forehand right.
3. Back approximately one horse length.
4. Perform a 180 degree turn on the forehand left.
5. Posting trot on the left diagonal to center of pattern.
6. Change diagonals at center. Trot on the right diagonal to B.
7. Canter on the left lead to center of pattern.
8. Change leads at center. Canter on right lead until even with A.
9. Sitting trot when even with A. Pattern is over after trotting 3 strides past A.

Follow the instructions of your ring steward.

Walk	-----
Trot	- - - - -
Extended Trot	— — — — —
Canter	—————
Leg Yield	
Lead Change	↗ ↘
Back	← ← ← ← ←
Marker	Ⓚ
Sidepass	↖   ↗
Hand Gallop	———

[HSE/3-66]

**Pattern Provided by:**  
*Show Management*



172. All Breed Open  
173. Green Horse  
177. Novice Amateur

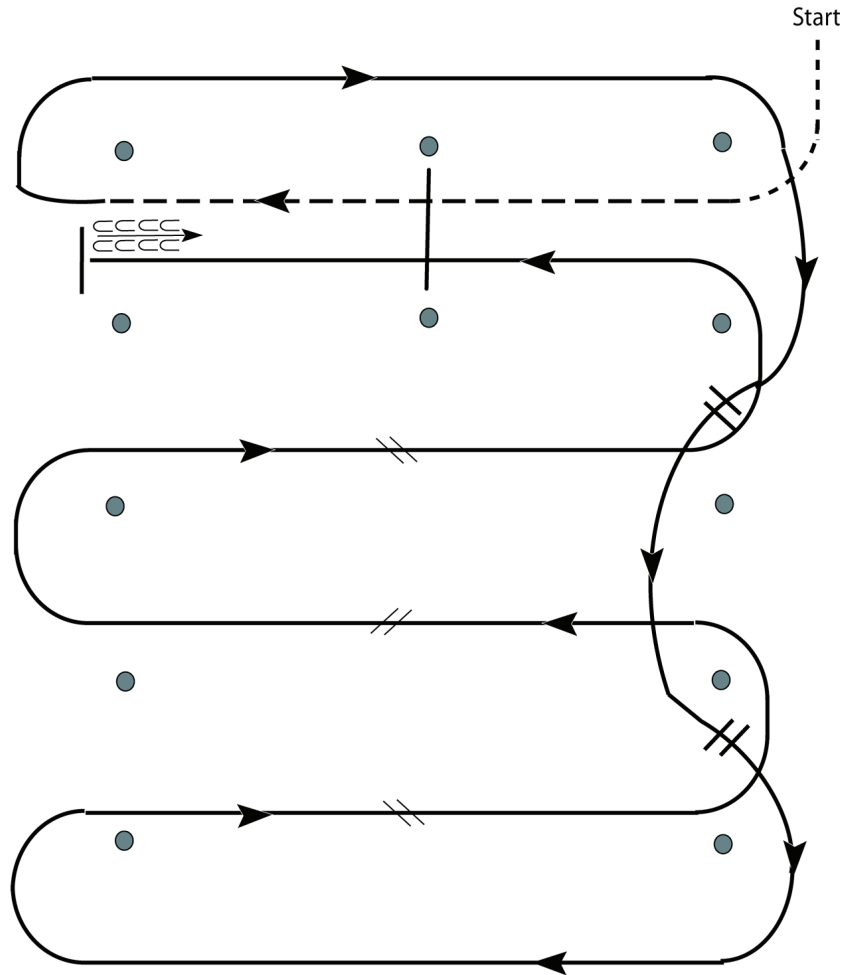
# APHC March Spring Celebration - show #1 Western Riding (All Breed / Green / Novice)

Show Date: March 13, 2020



www.HorseShowPatterns.com

www.HorseShowPatterns.com



1. Walk, transition to jog, jog over log.
2. Transition to right lead and lope around end.
3. First line change.
4. Second line change. Lope around end of arena.
5. First crossing change.
6. Second crossing change.
7. Third crossing change.
8. Lope over log.
9. Lope, stop and back.

[WR/GP-4]

Pattern Provided by:  
*Show Management*

- 174. Youth 13 & Under
- 175. Youth 18 & Under
- 176. Pinto Youth 18 & Under
- 178. Amateur All Ages
- 179. Pinto Amateur All Ages
- 180. Open
- 181. Pinto Open

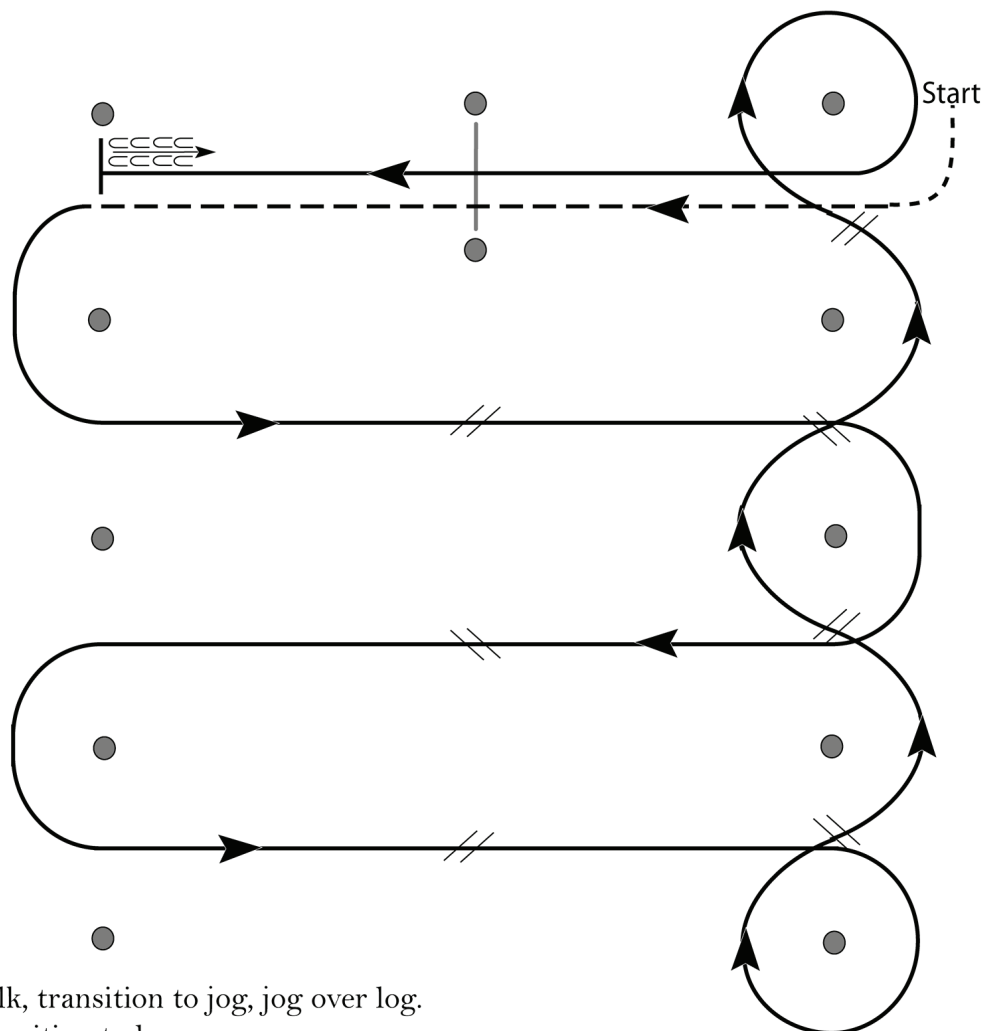
# APHC March Spring Celebration - show #1 Western Riding (Youth / Amateur / Open)

Show Date: March 13, 2020



www.HorseShowPatterns.com

www.HorseShowPatterns.com



1. Walk, transition to jog, jog over log.
2. Transition to lope.
3. First crossing change.
4. Second crossing change.
5. Third crossing change.
6. Circle and first line change.
7. Second line change.
8. Third line change.
9. Fourth line change and circle.
10. Lope log.
11. Lope, stop and back.

[WR/OP-2]

**Pattern Provided by:**  
*Show Management*



209. All Breed  
210. Youth 5-10  
211. Youth 11-18  
212. Amateur  
213. Pinto Amateur

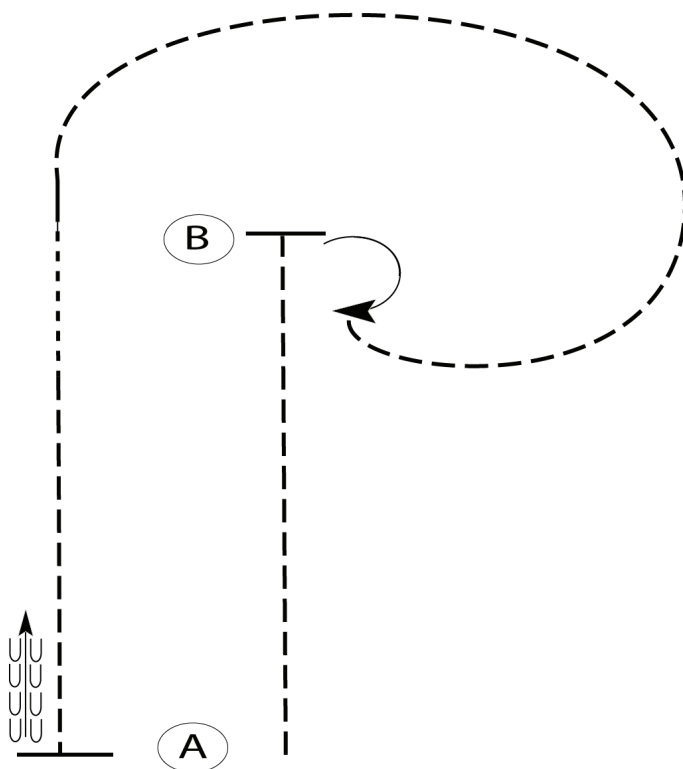
# APHC March Spring Celebration - show #1 Horsemanship (all Walk / Trot)

Show Date: March 13, 2020



www.HorseShowPatterns.com

www.HorseShowPatterns.com



Be ready at A.

1. Jog to B.
2. Turn 180 degrees to the right.
3. Jog back around to B.
4. At B, break to the walk.
5. Walk approximately 10 feet.
6. Jog to A.
7. Stop at A and back approximately one horse length.

Follow the instructions of your ring steward.

Walk	-----
Jog	-----
Extended Jog	-----
Lope	-----
Leg Yield	
Lead Change	---/---
Back	←←←←←
Marker	(B)
Sidepass	←-----→

[WH/WT-43]

Pattern Provided by:  
*Show Management*

# APHC March Spring Celebration - show #1

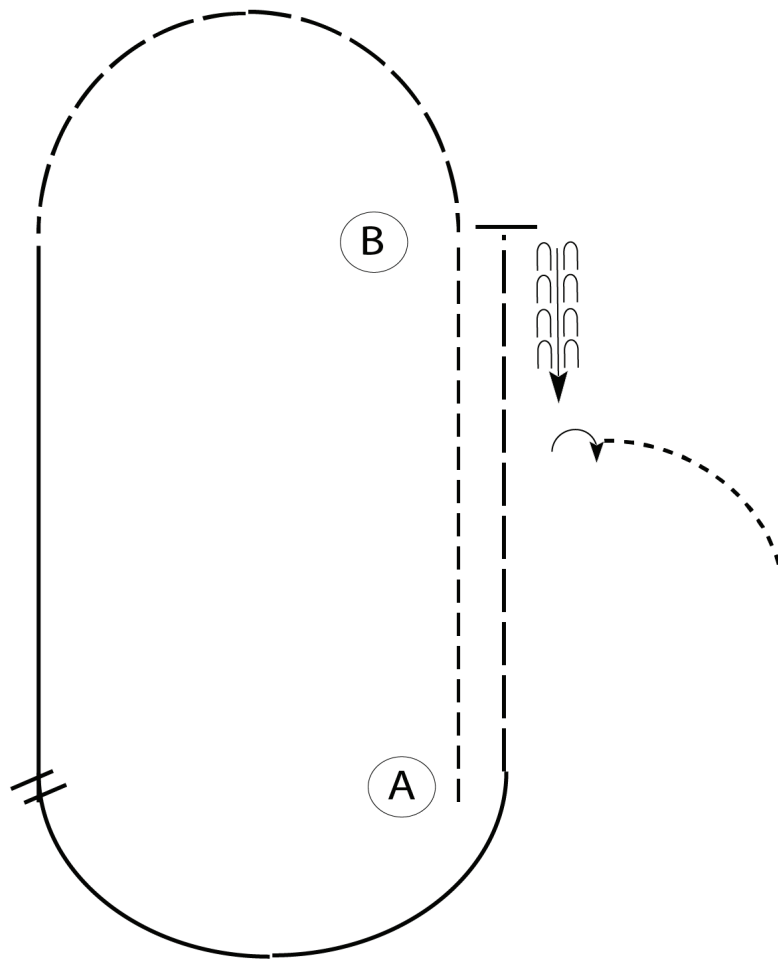
Horsemanship (All Breed / all SPB / all Novice / 13 & under)

Show Date: March 13, 2020



www.HorseShowPatterns.com

www.HorseShowPatterns.com



Be ready at A.

1. Jog from A to B.
2. Extend the jog in a half circle.
3. Lope on the right lead until even with A.
4. Perform a simple lead change.
5. Lope on the left lead until even with A.
6. Extend the jog to B.
7. Stop, back one horse length and perform a 90 degree turn to the right.
8. Pattern is complete. Exit at the walk

Walk	-----
Jog	-----
Extended Jog	-----
Lope	-----
Lead Change	
Back	
Marker	

214. All Breed Open
215. SPB Youth 18 & Under
216. Novice Youth
217. Pinto Novice Youth
218. SPB Amateur
219. Pinto Amateur
220. Novice Amateur
221. Pinto Novice Amateur
222. Youth 13 & Under

Pattern Provided by:  
*Show Management*

©2020 HorseShowPatterns.com. All Rights Reserved.

[WH/2-109]

- 223. Youth 18 & Under
- 224. Pinto Youth 18 & Under
- 225. Amateur All Ages
- 226. Pinto Amateur All Ages
- 227. Amateur Masters

# APHC March Spring Celebration - show #1

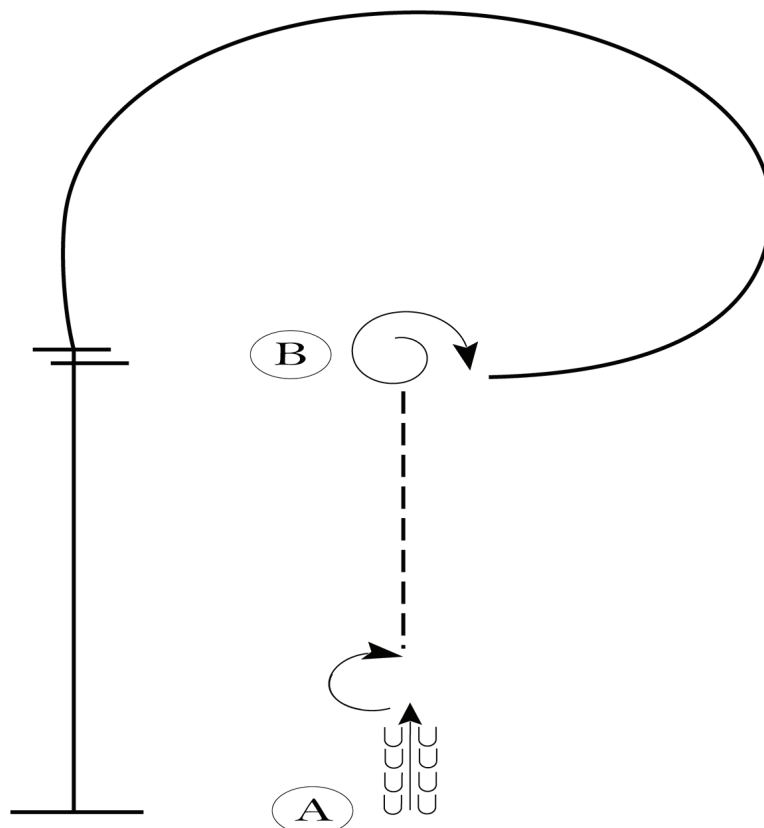
## Horsemanship (18 & under / Amateur / Masters Am.)

Show Date: March 13, 2020



www.HorseShowPatterns.com

www.HorseShowPatterns.com



Be ready at A.

1. Back approximately one horse length.
2. Turn 180 degrees to the right.
3. Jog to B.
4. Stop at B and turn 1 1/4 turn to the right.
5. Lope on the left lead around B.
6. Perform a flying lead change at B.
7. Lope on the right lead to A.
8. Stop at A. Walk forward and follow the instructions of your ring steward.

Walk	-----
Jog	-----
Extended Jog	-----
Lope	-----
Leg Yield	
Lead Change	---/---
Back	← ← ←
Marker	(B)
Sidepass	←-----←

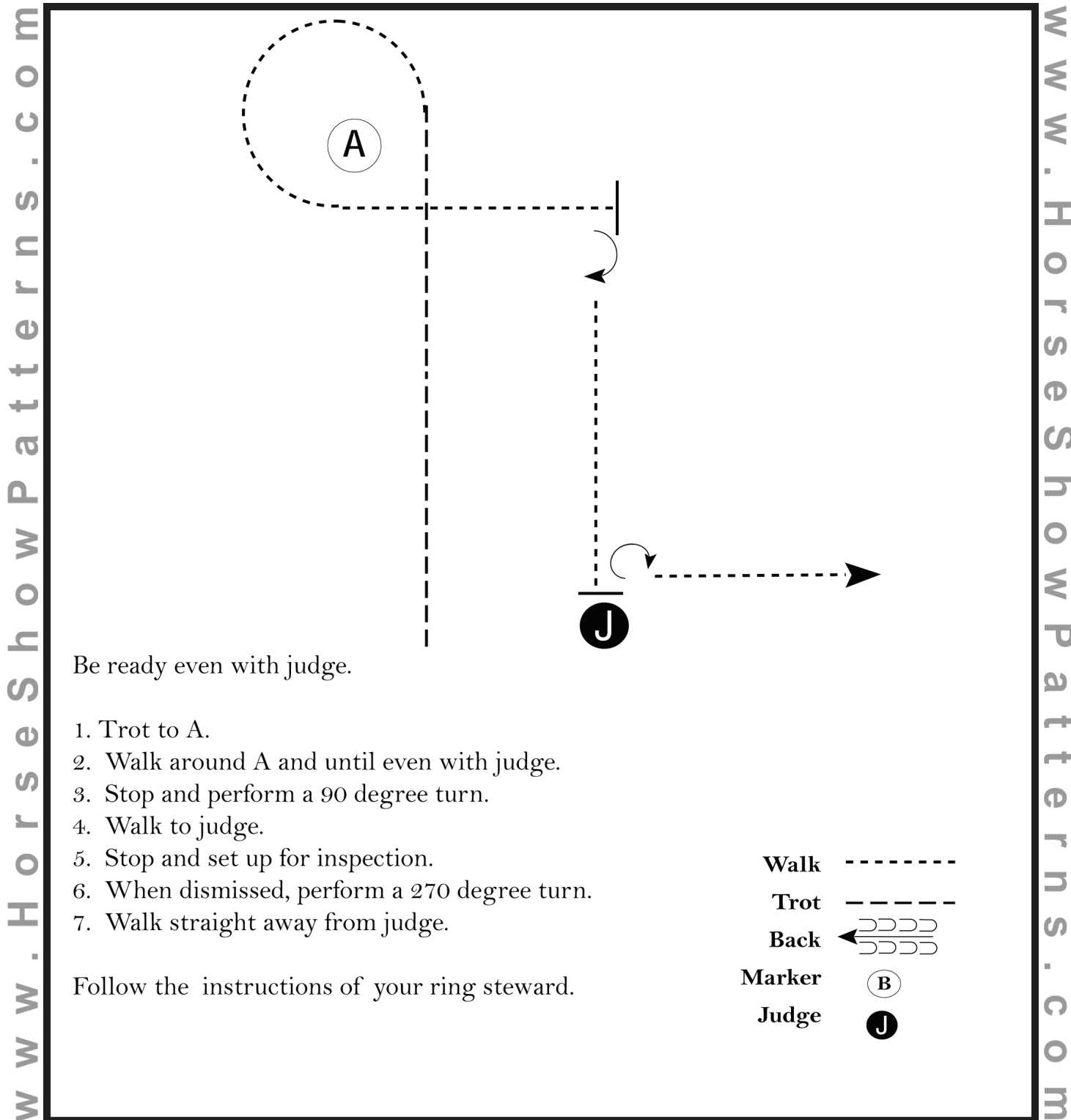
[WH/3-38]

**Pattern Provided by:**  
*Show Management*

- 300. All Breed
- 301. Youth 5-10
- 302. Youth 11-18
- 303. Amateur
- 304. Pinto Amateur

# APHC March Spring Celebration - show #1 & show #2 Showmanship (all Walk / Trot (Am = walk only))

Show Date: March 14, 2020



[S/WT-76]

**Pattern Provided by:**  
*Show Management*

# APHC March Spring Celebration

## - show #1 & show #2

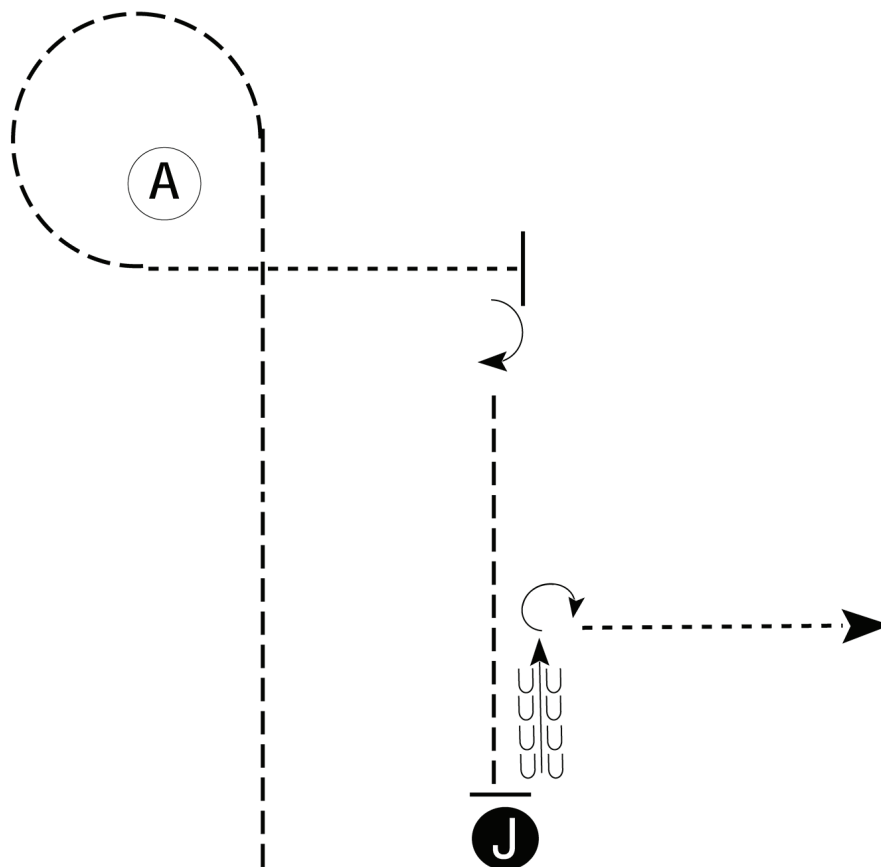
Showmanship (All Breed / all SPB / all Novice / 13 & unde

Show Date: March 14, 2020



www.HorseShowPatterns.com

www.HorseShowPatterns.com



Be ready even with judge.

1. Trot to and around A.
2. Walk from A until even with judge.
3. Stop and perform a 90 degree turn.
4. Trot to judge.
5. Stop and set up for inspection.
6. When dismissed, back approximately 2 horse lengths.
7. Perform a 270 degree turn.
8. Walk straight away from judge.

Follow the instructions of your ring steward.

Walk	-----
Trot	- - - - -
Back	←
Marker	(B)
Judge	(J)


305. All Breed
306. SPB Youth 18 & Under
307. SPB Amateur All Ages
308. Novice Youth
309. Pinto Novice Youth
310. Novice Amateur
311. Pinto Novice Amateur
312. Youth 13 & Under

[S/2-76]

Pattern Provided by:  
*Show Management*

[www.HorseShowPatterns.com](http://www.HorseShowPatterns.com)



**Walk** -----  
**Trot** -----  
**Back** ←   
**Marker** (B)  
**Judge** (J)

**[S/3-76]**

©2020 HorseShowPatterns.com. All Rights Reserved.

# APHC March Spring Celebration

## - show #1 & show #2

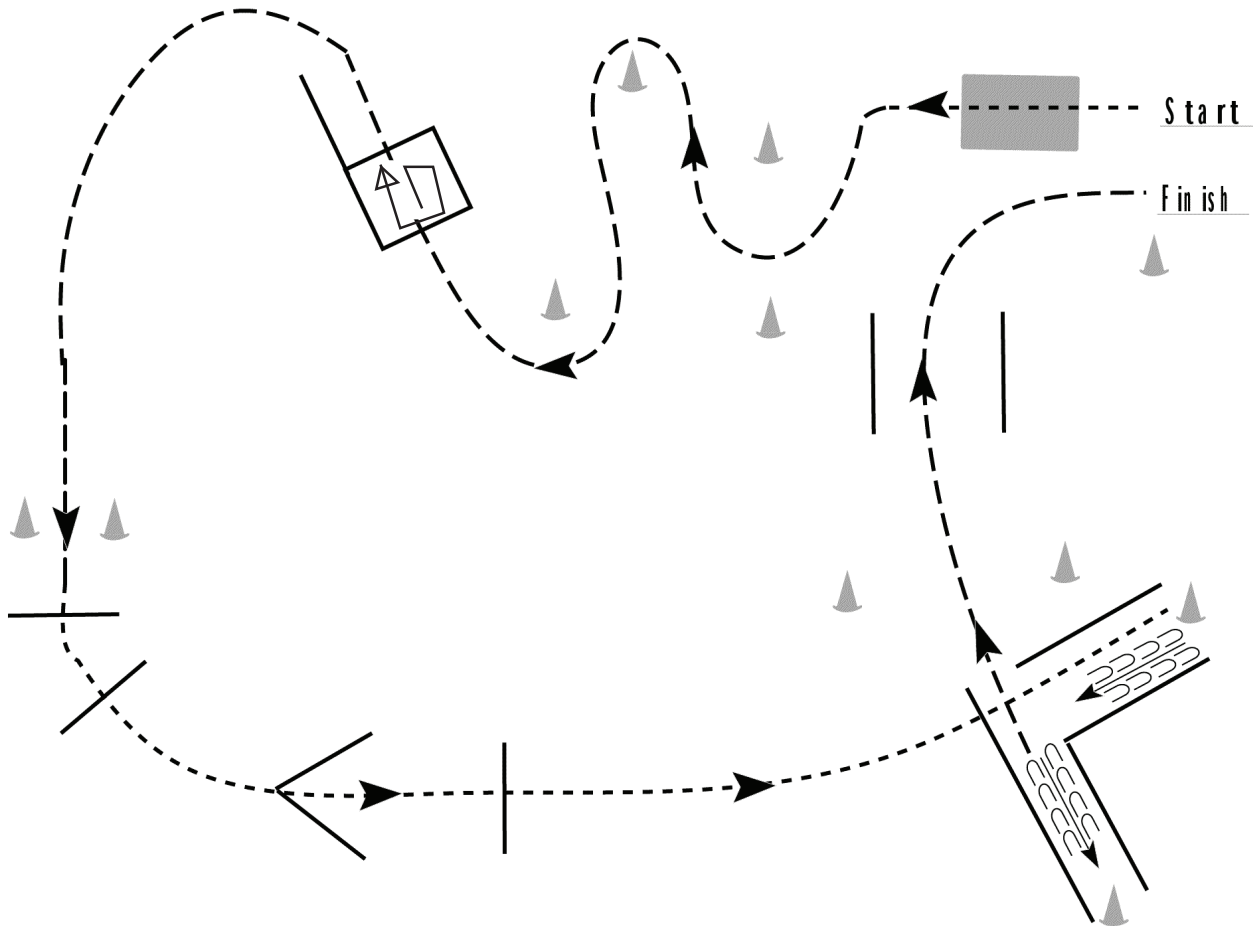
### Trail (all Walk / Trot & In-Hand)

Show Date: March 14, 2020



www.HorseShowPatterns.com

www.HorseShowPatterns.com



1. Walk over bridge
2. Jog the serpentine to box.
3. Walk into box - 360 right - walk out
4. Jog between cones, over poles, and into chute.
5. Back the L
6. Jog out of L and thru chute to finish.

NOTE: part of #4 is drawn as a walk but this pattern calls for a jog

Walk	-----
Jog	- - - - -
Extended Jog	— — — — —
Lope	— — — — —
Leg Yield	
Lead Change	— / —
Back	← ← ← ← ←
Marker	(B)
Sidepass	← — — — — →

In-Hand:  
 406. Amateur  
 407. Open  
 408. Pinto Amateur  
 409. SPB Amateur  
 410. SPB Open  
 411. Pinto Open

Walk-Trot:  
 412. All Breed  
 413. Youth 5-10  
 414. Youth 11-18  
 415. Amateur  
 416. Pinto Amateur

Pattern Provided by:  
**Show Management**

- 417. All Breed Open
- 418. Green Horse
- 419. Novice Youth
- 420. Novice Youth 18 & Under
- 421. Novice Amateur
- 422. Pinto Novice Amateur
- 423. Junior Horse
- 424. Pinto Junior Horse

# APHC March Spring Celebration

## - show #1 & show #2

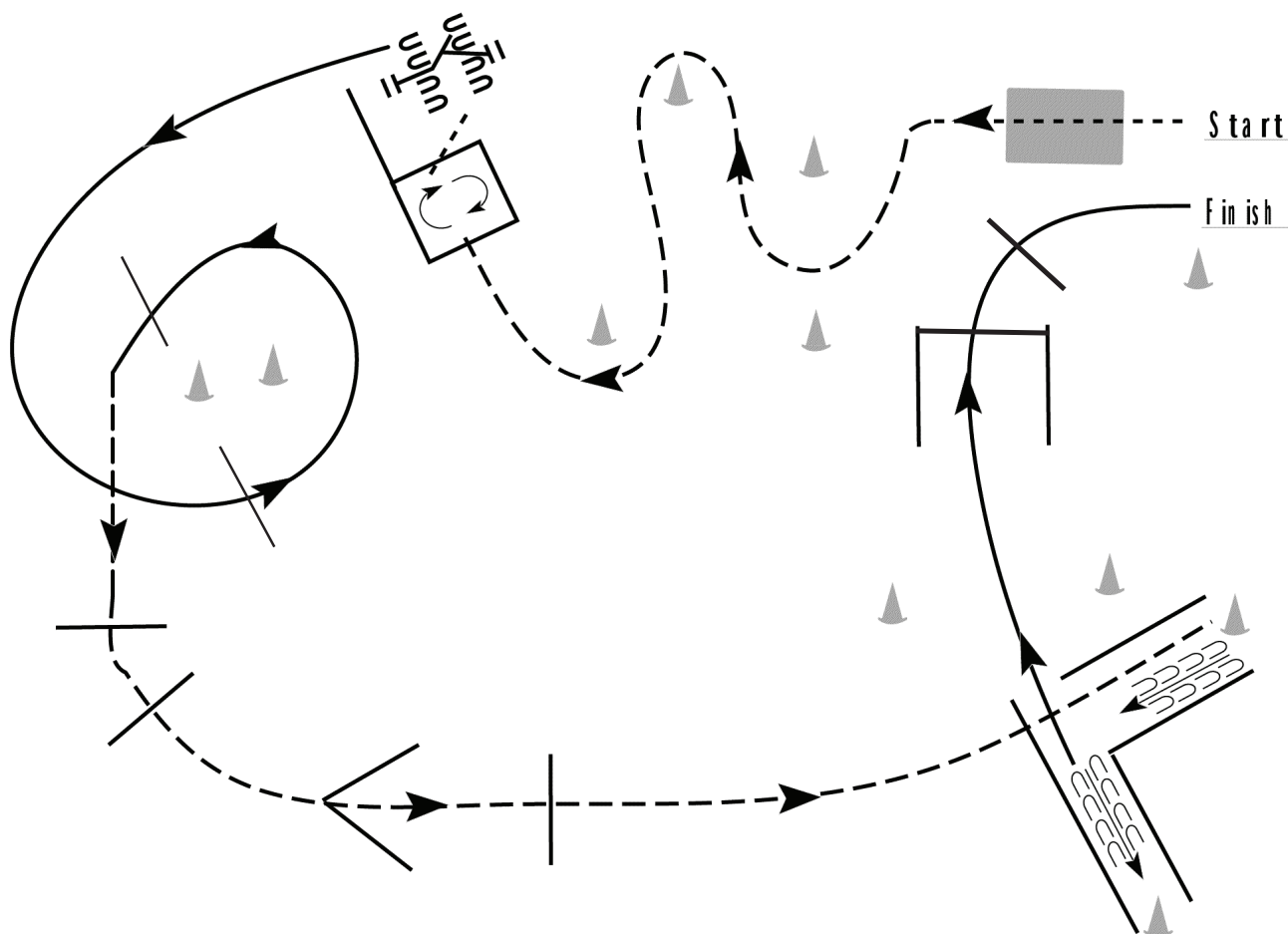
### Trail (All Breed / all Novice / Jr.)

Show Date: March 14, 2020



www.HorseShowPatterns.com

www.HorseShowPatterns.com



1. Walk over bridge.
2. Jog the serpentine and into box as shown.
3. Turn 360 degrees to the right in box and walk out to gate.
4. Work gate with left hand.
5. Lope on left lead around cones.& over poles
6. Jog over poles and into chute.
7. Back the L.
8. Lope on the right lead over poles to finish

Walk	-----
Jog	- - - - -
Extended Jog	— — — — —
Lope	=====
Leg Yield	
Lead Change	— / —
Back	← ← ← ← ←
Marker	ⓑ
Sidepass	← — — — — →

**Pattern Provided by:**  
*Show Management*



# APHC March Spring Celebration

## - show #1 & show #2

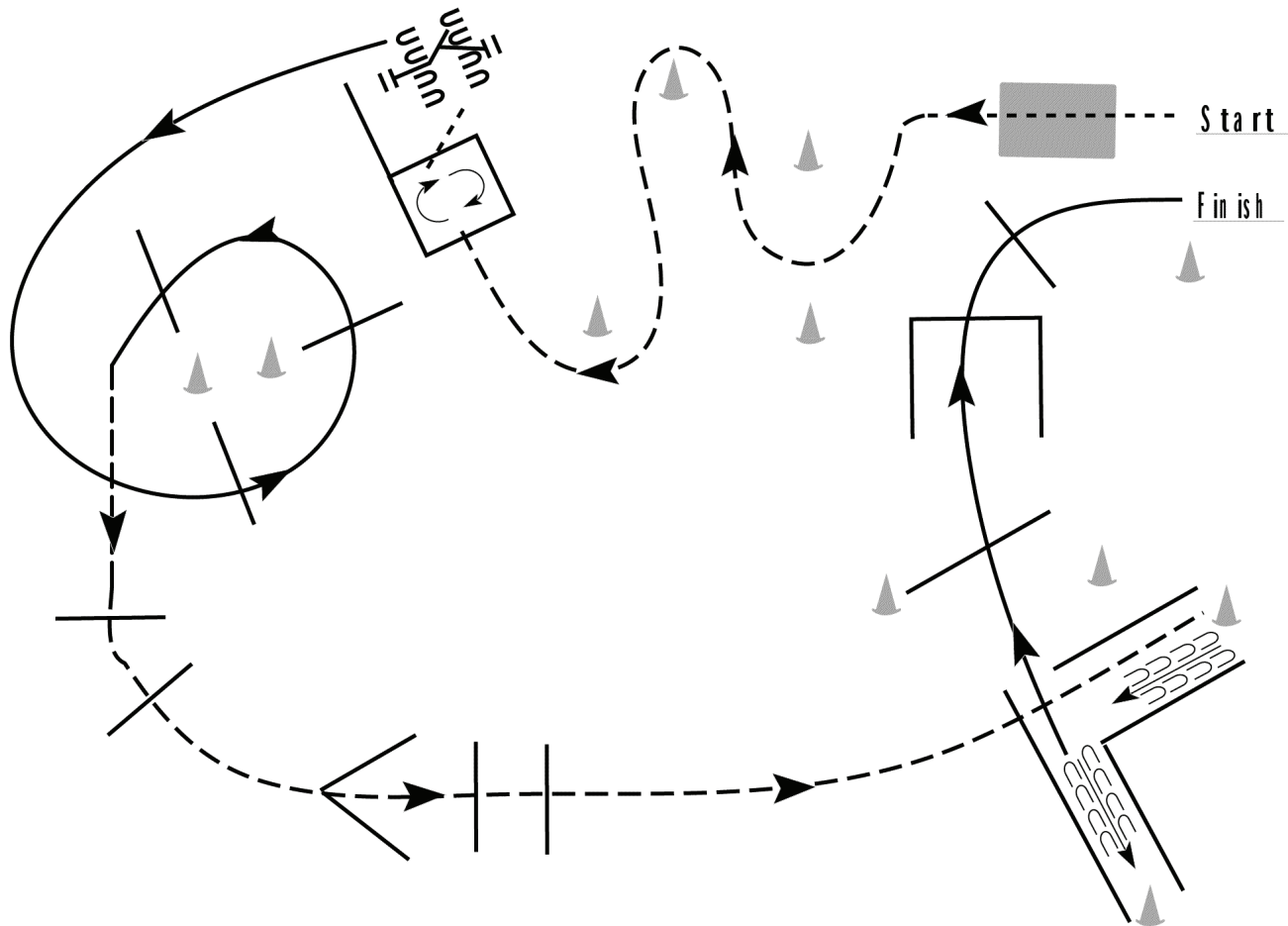
### Trail (Open SPB--all Youth--all Am--Sr.)

Show Date: March 14, 2020



www.HorseShowPatterns.com

www.HorseShowPatterns.com



1. Walk over bridge.
2. Jog the serpentine and into box as shown.
3. Turn 360 degrees to the right in box and walk out to gate.
4. Work gate with left hand.
5. Lope on left lead over poles.
6. Jog over poles and into chute.
7. Back the L.
8. Lope on the right lead out of chute and over poles to finish.

Walk	-----
Jog	-----
Extended Jog	-----
Lope	-----
Leg Yield	
Lead Change	---/---
Back	←←←←←
Marker	ⓑ
Sidepass	←-----←

[T/2-29]

425. SPB Amateur  
426. Pinto Amateur SPB  
427. SPB Open  
428. Pinto Open SPB  
429. SPB Youth 18 & Under  
430. Youth 13 & Under

431. Youth 18 & Under  
432. Amateur All Ages  
433. Pinto Amateur  
434. Amateur Masters  
435. Senior Horse  
436. Pinto Senior Horse

Pattern Provided by:  
**Show Management**

©2020 HorseShowPatterns.com. All Rights Reserved.

- 134. All Breed
- 135. Youth 5-10
- 136. Youth 11-18
- 137. Amateur
- 138. Pinto Amateur

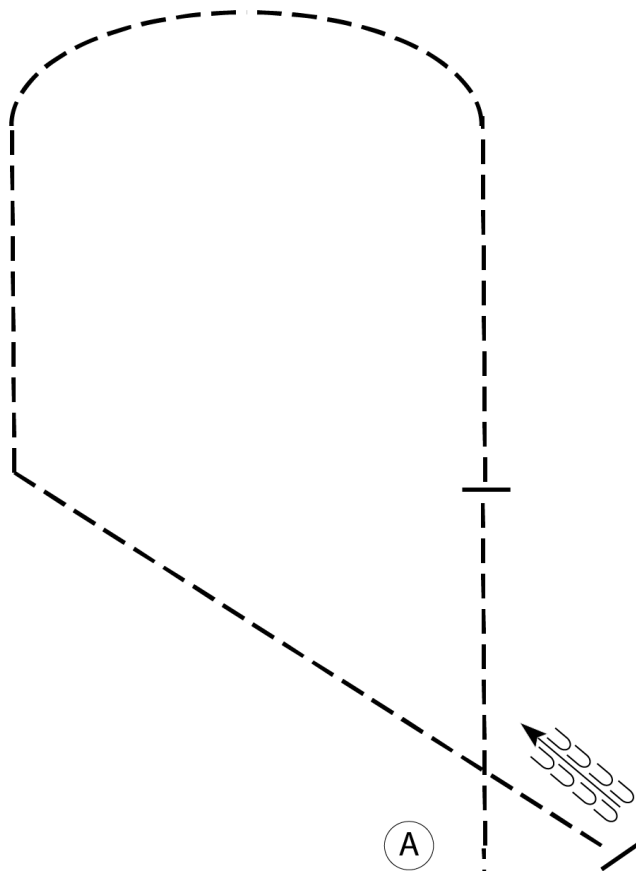
# APHC March Spring Celebration - show #2 Hunt Seat Eq. (all Walk / Trot)

Show Date: March 15, 2020



www.HorseShowPatterns.com

www.HorseShowPatterns.com



Be ready before A.

1. Walk to A. Left diagonal trot then halt for 3 seconds.
2. Right diagonal trot in a half circle and straight to the diagonal line.
3. Sitting trot on the diagonal line.
4. Halt and back approximately 2 horse lengths.

Walk	-----
Trot	- - - - -
Extended Trot	— — — — —
Canter	—————
Leg Yield	
Lead Change	↗ ↘
Back	← ← ← ← ←
Marker	(B)
Sidepass	← — — — — →
Hand Gallop	—————

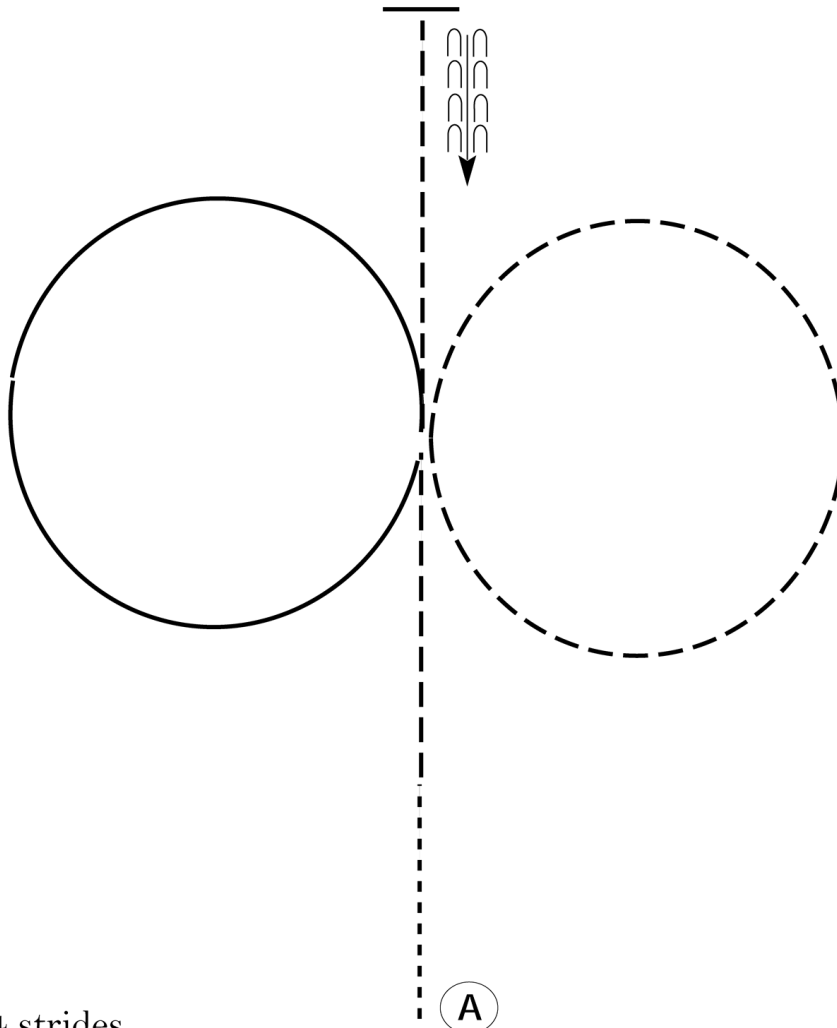
[HSE/WT-84]

**Pattern Provided by:**  
*Show Management*

# APHC March Spring Celebration - show #2

Hunt Seat Eq. (All Breed / all SPB / all Novice / 13 & unc

Show Date: March 15, 2020



Be ready at A.

1. Walk for 3-4 strides.
2. Posting trot on the right diagonal for 6 strides.
3. Canter a circle to the left.
4. Trot a circle to the right on the left diagonal.
5. When at the center, sitting trot in a straight line for 6-8 strides.
6. Halt and back approximately one horse length.

Follow the instructions of your ring steward.

Walk	-----
Trot	- - - - -
Extended Trot	- - - - -
Canter	=====
Leg Yield	
Lead Change	↖ ↗
Back	← ← ←
Marker	(B)
Sidepass	← →
Hand Gallop	=====

139. All Breed
140. SPB Youth 18 & Under
141. Novice Youth
142. Pinto Novice Youth
143. SPB Amateur All Ages
144. Pinto Amateur SPB
145. Novice Amateur
146. Pinto Novice Amateur
147. Youth 13 & Under

[HSE/1-63]

**Pattern Provided by:**  
*Show Management*

©2020 HorseShowPatterns.com. All Rights Reserved.

www.HorseShowPatterns.com

www.HorseShowPatterns.com

- 148. Youth 18 & Under
- 149. Pinto Youth 18 & Under
- 150. Amateur All Ages
- 151. Pinto Amateur All Ages
- 152. Amateur Masters

# APHC March Spring Celebration - show #2

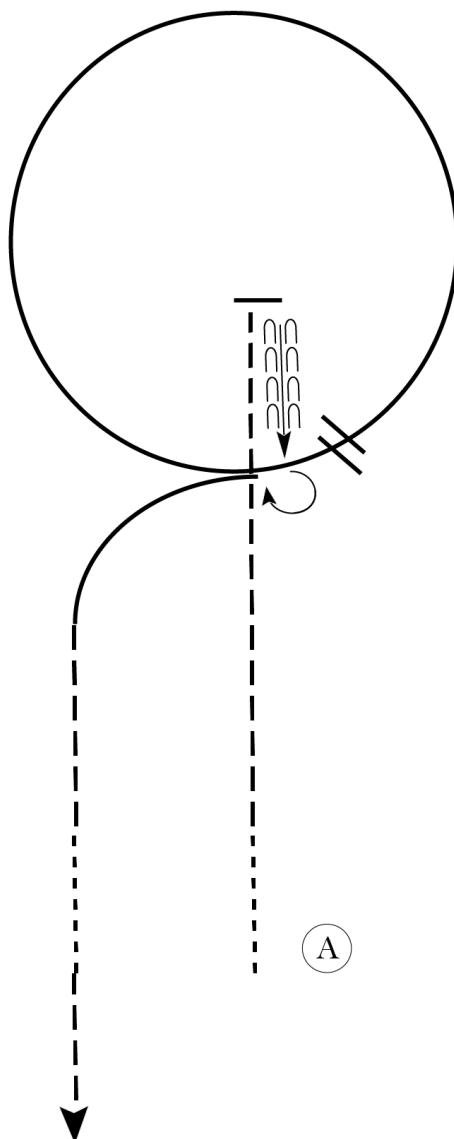


## Hunt Seat Eq. (18 & under / Amateur / Masters Am.)

Show Date: March 15, 2020

www.HorseShowPatterns.com

www.HorseShowPatterns.com



Be ready at A.

1. Walk two horse lengths then posting trot on the left diagonal past the center of the arena.
2. Stop and back approximately two horse lengths.
3. Perform a 270 degree turn on the forehand to the right.
4. Canter a circle on the right lead.
5. Perform a simple or flying lead change.
6. Canter on the left lead.
7. Posting trot on the right diagonal then walk two horse lengths. Pattern is complete, exit at a sitting trot.

Walk	-----
Trot	- - - - -
Extended Trot	— — — — —
Canter	—————
Leg Yield	
Lead Change	↗ ↘
Back	← ← ← ← ←
Marker	(B)
Sidepass	← — — — — →
Hand Gallop	—— — — —

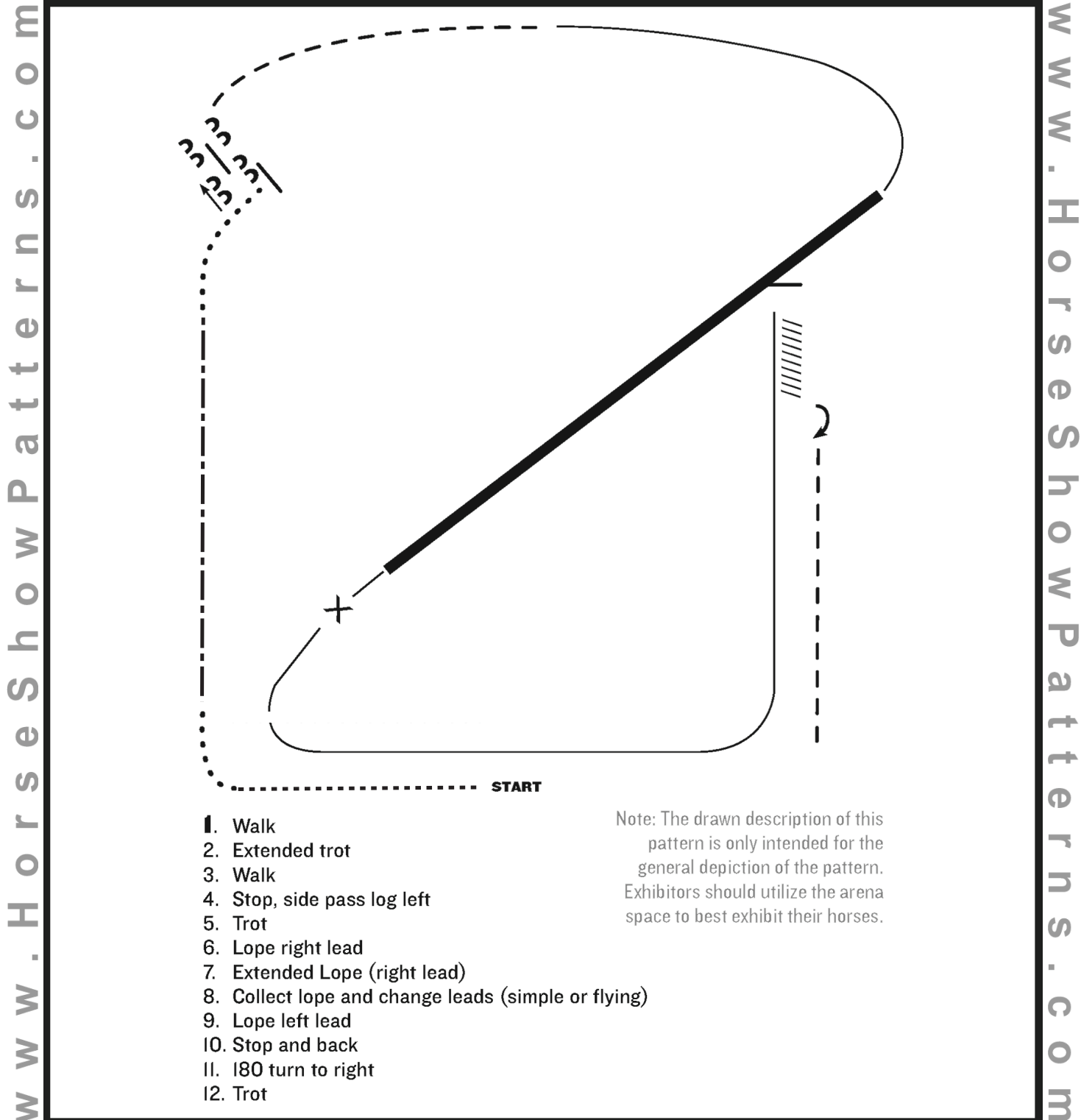
[HSE/3-82]

**Pattern Provided by:**  
*Show Management*

- 163. All Breed Open
- 164. Novice Amateur
- 165. Amateur All Ages
- 166. Pinto Amateur All Ages
- 167. SPB Open
- 168. Open
- 169. Pinto Open
- 170. Youth 18 & Under
- 171. Pinto Youth 18 & Under

# APHC March Spring Celebration - show #2 Ranch Riding (all classes)

*Show Date: March 15, 2020*



1. Walk
2. Extended trot
3. Walk
4. Stop, side pass log left
5. Trot
6. Lope right lead
7. Extended Lope (right lead)
8. Collect lope and change leads (simple or flying)
9. Lope left lead
10. Stop and back
11. 180 turn to right
12. Trot

Note: The drawn description of this pattern is only intended for the general depiction of the pattern. Exhibitors should utilize the arena space to best exhibit their horses.

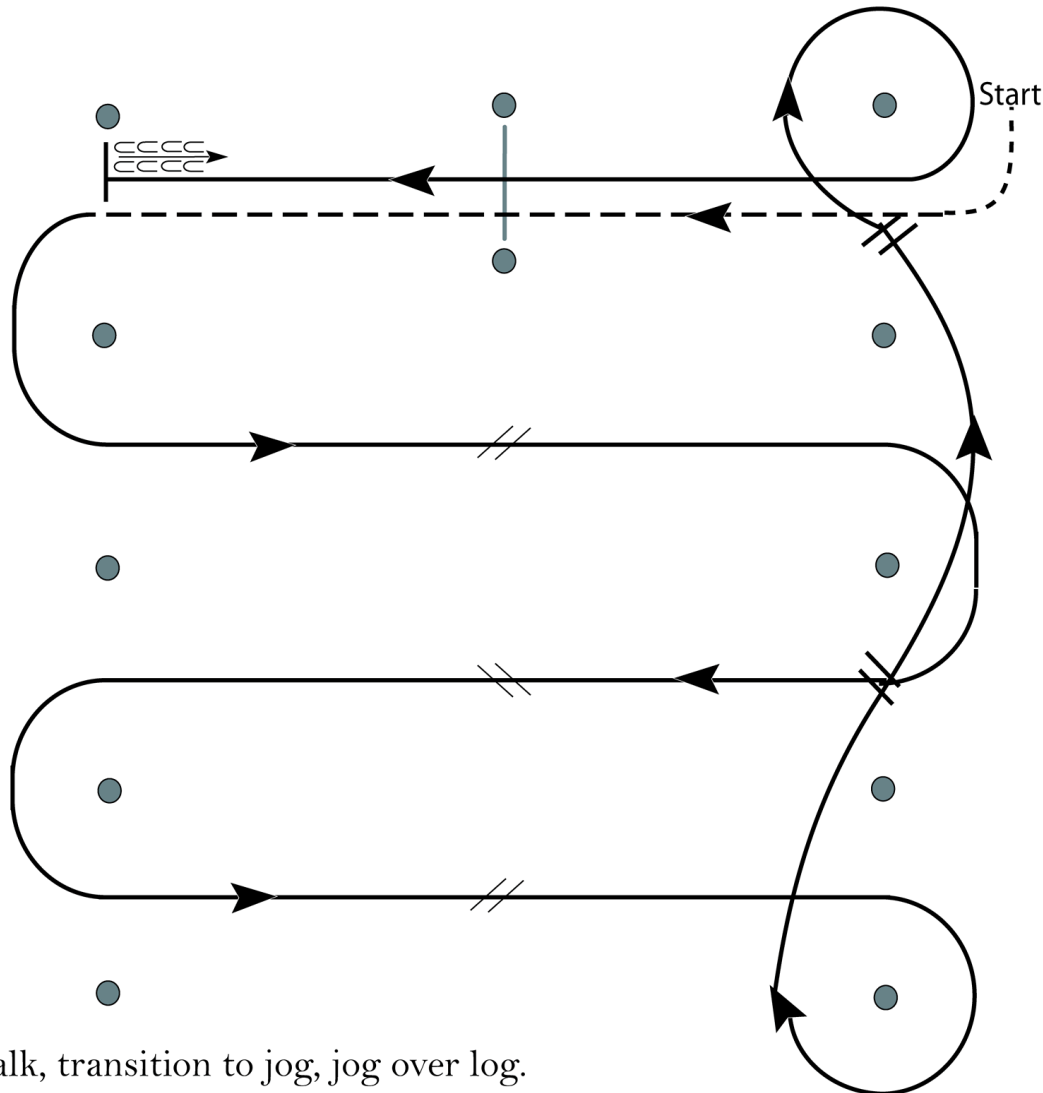
[RR/AQHA-10]

**Pattern Provided by:**  
*Show Management*

172. All Breed Open  
173. Green Horse  
177. Novice Amateur

# APHC March Spring Celebration - show #2 Western Riding (All Breed / Green / Novice)

Show Date: March 15, 2020



1. Walk, transition to jog, jog over log.
2. Transition to left lead lope.
3. First crossing change.
4. Second crossing change.
5. Third crossing change.
6. Circle and first line change.
7. Second line change and circle.
8. Lope log.
9. Stop and back.

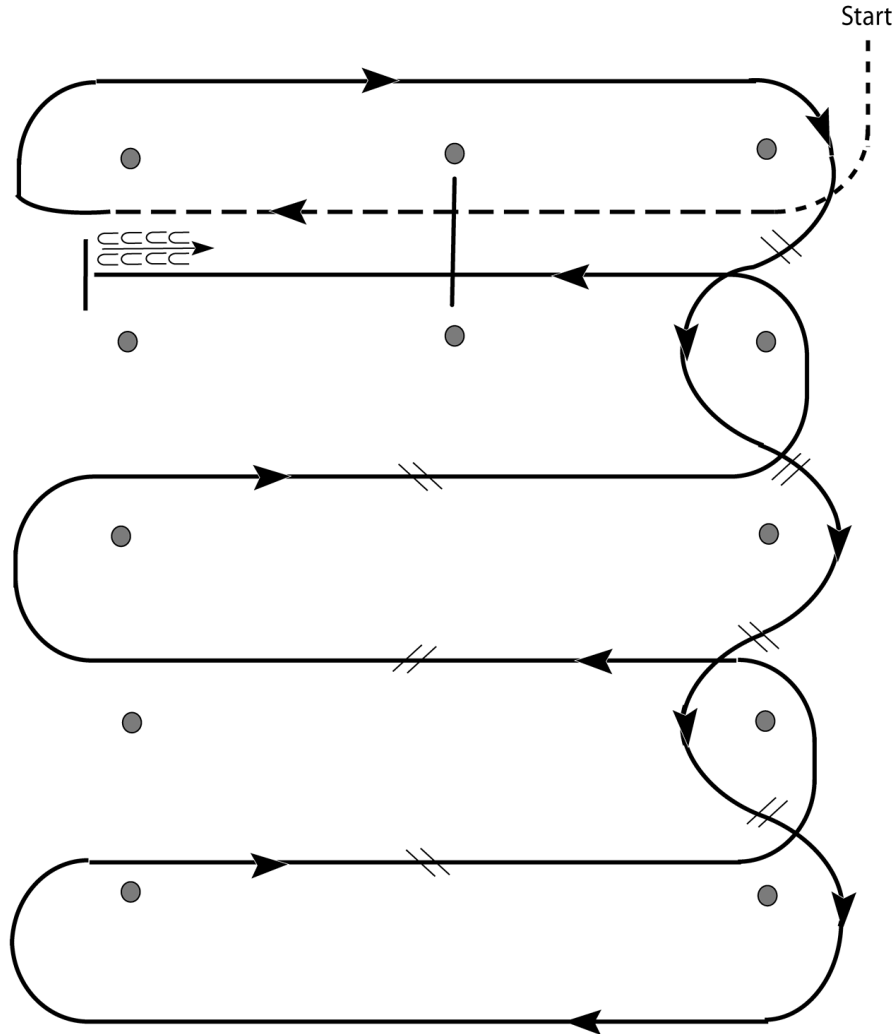
[WR/GP-2]

Pattern Provided by:  
*Show Management*

- 174. Youth 13 & Under
- 175. Youth 18 & Under
- 176. Pinto Youth 18 & Under
- 178. Amateur All Ages
- 179. Pinto Amateur All Ages
- 180. Open
- 181. Pinto Open

# APHC March Spring Celebration - show #2 Western Riding (Youth / Amateur / Open)

Show Date: March 15, 2020



1. Walk, transition to jog, jog over log.
2. Transition to right.
3. First line change.
4. Second line change.
5. Third line change.
6. Fourth line change.
7. First crossing change.
8. Second crossing change.
9. Third crossing change.
10. Lope over log.
11. Lope, stop and back.

[WR/OP-4]

**Pattern Provided by:**  
*Show Management*

- 209. All Breed
- 210. Youth 5-10
- 211. Youth 11-18
- 212. Amateur
- 213. Pinto Amateur

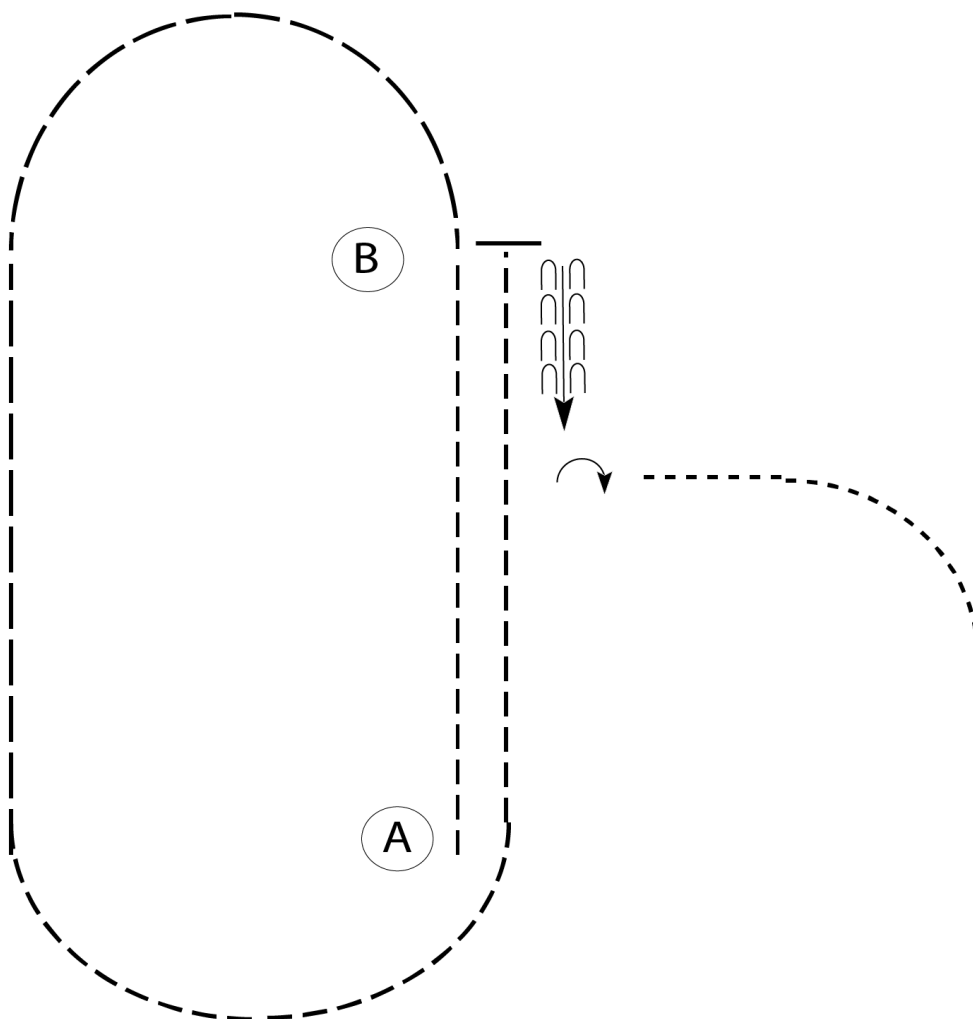
# APHC March Spring Celebration - show #2 Horsemanship (all Walk / Trot)

*Show Date: March 15, 2020*



www.HorseShowPatterns.com

www.HorseShowPatterns.com



Be ready at A.

1. Jog from A to B.
2. Extend the jog in a half circle.
3. Continue the extended jog on a straight line until even with A.
4. Jog a half circle then a straight line to B.
5. Stop, back one horse length and perform a 90 degree turn to the right.
6. Pattern is complete. Exit at the walk.

Walk	-----
Jog	- - - - -
Extended Jog	— — — —
Lope	
Lead Change	
Back	
Marker	(B)

[WH/WT-109]

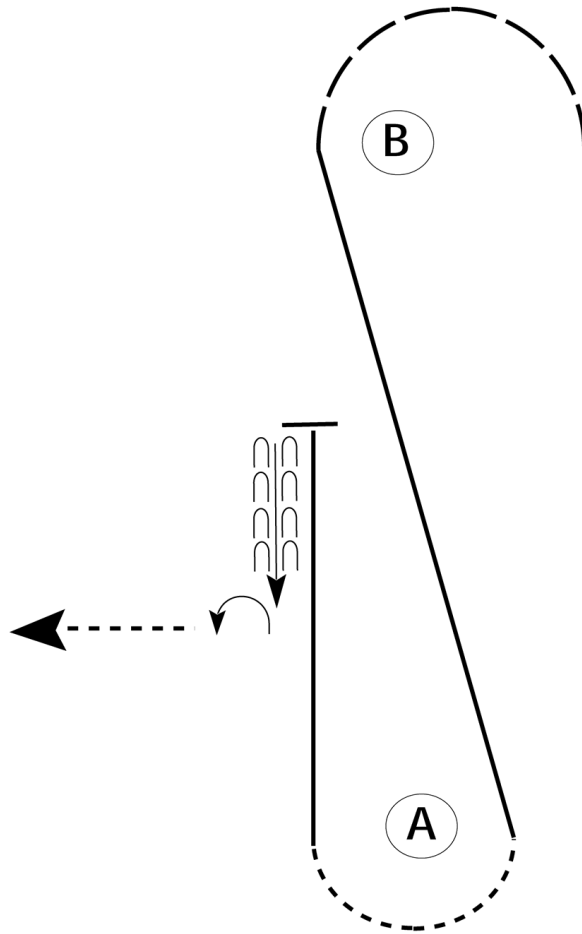
**Pattern Provided by:**  
*Show Management*



# APHC March Spring Celebration - show #2

Horsemanship (All Breed / all SPB / all Novice / 13 & un

Show Date: March 15, 2020



Be ready at A.

1. Jog halfway to B.
2. Extend the jog to and around B.
3. Lope on the left lead diagonally back to A.
4. Walk around A.
5. Lope on the right lead halfway to B.
6. Stop and back approximately two horse lengths.
7. Perform a 1/4 turn to the left.
8. Walk straight away.

Follow the instructions of your ring steward.

Walk	-----
Jog	- - - - -
Extended Jog	- - - - -
Lope	
Lead Change	
Back	
Marker	(B)

214. All Breed Open
215. SPB Youth 18 & Under
216. Novice Youth
217. Pinto Novice Youth
218. SPB Amateur
219. Pinto Amateur SPB
220. Novice Amateur
221. Pinto Novice Amateur
222. Youth 13 & Under

[WH/2-86]

Pattern Provided by:  
*Show Management*

©2020 HorseShowPatterns.com. All Rights Reserved.

www.HorseShowPatterns.com

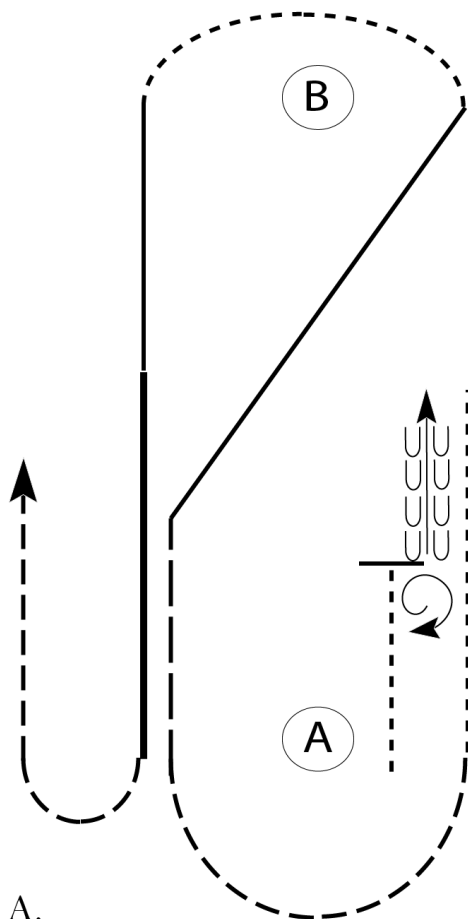
www.HorseShowPatterns.com

# APHC March Spring Celebration - show #2



## Horsemanship (18 & under / Amateur / Masters Am.)

Show Date: March 15, 2020



Be ready at A.

1. Walk approximately 2 horse lengths from A.  
Stop and perform a 1 1/2 turn right.
2. Back approximately one horse length then  
walk to A.
3. Jog around A then extend the jog in a straight  
line halfway to B.
4. Lope on the left lead on the diagonal to B.  
Break to the walk and walk around B.
5. Lope on the right lead halfway to A then build  
your speed at the lope to A.
6. Break to the jog when even with A and jog  
around to exit.

Walk	-----
Jog	-----
Extended Jog	-----
Lope	-----
Lead Change	
Back	
Marker	(B)

[WH/3-117]

Pattern Provided by:  
 Show Management